



DO-27 Encapsulate General Purpose Rectifier

1N5400-1N5408 General Purpose Rectifier

Features

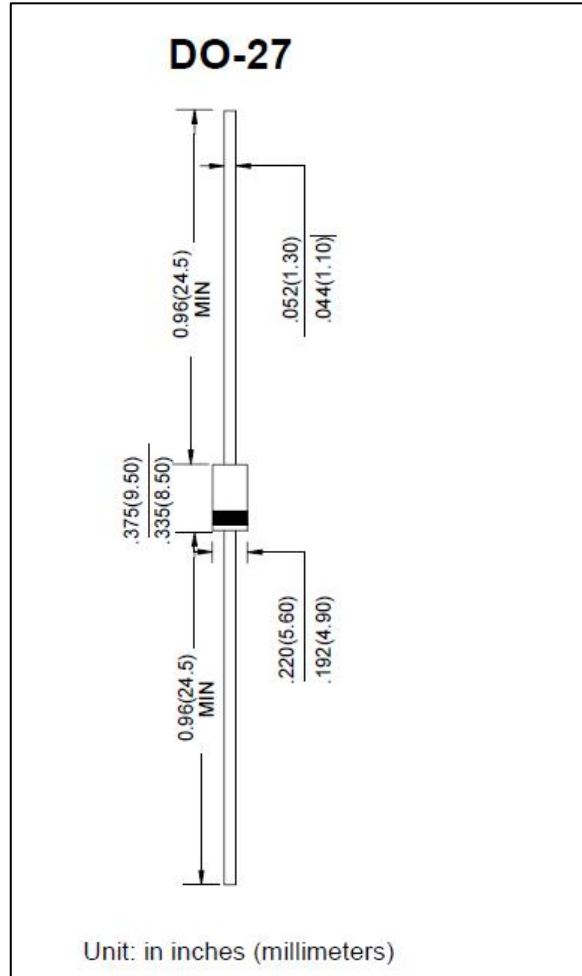
- I_o 3A.
- VRRM 50V-1000V.
- Low reverse leakage
- High surge current capability
- AEC-Q101 Qualified.

Application

- Rectifier.

Marking

- 1N54XX
XX:From 00 To 08



ABSOLUTE MAXIMUM RATINGS (T_a=25°C unless otherwise noted)

Parameter	Symbol	1N54										Unit
		00	01	02	03	04	05	06	07	08		
Repetitive Peak Reverse Voltage	V _{RRM}	50	100	200	300	400	500	600	800	1000	V	
Maximum RMS Voltage	V _{RMS}	35	70	140	210	280	350	420	560	700	V	
Average Forward Current 60Hz Half-sine wave, Resistance load, T _a =50°C	I _{F(AV)}	3									A	
Non-repetitive Peak Forward Surge Current 60Hz Half-sine wave ,1 cycle ,T _a =25°C	I _{FSM}	200									A	
Junction Temperature	T _J	-55 ~ +125									°C	
Storage Temperature	T _{STG}	-55 ~ +150									°C	

ELECTRICAL CHARACTERISTICS ($T_a=25^{\circ}\text{C}$ unless otherwise noted)

Parameter	Symbol	Test Condition		Max	Unit
Peak Forward voltage	V_{FM}	$I_{FM}=3A$		1.1	V
Peak Reverse Current	I_{RRM1}	$V_{RM}=V_{RRM}$	$T_a=25^{\circ}\text{C}$	5	μA
	I_{RRM2}		$T_a=125^{\circ}\text{C}$	50	μA
Thermal Resistance (Typical)	$R_{\theta J-A}$	Between junction and ambient		20	$^{\circ}\text{C}/\text{W}$
	$R_{\theta J-L}$	Between junction and lead		10	$^{\circ}\text{C}/\text{W}$

Typical Characteristics

FIG.1 : FORWARD CURRENT DERATING CURVE

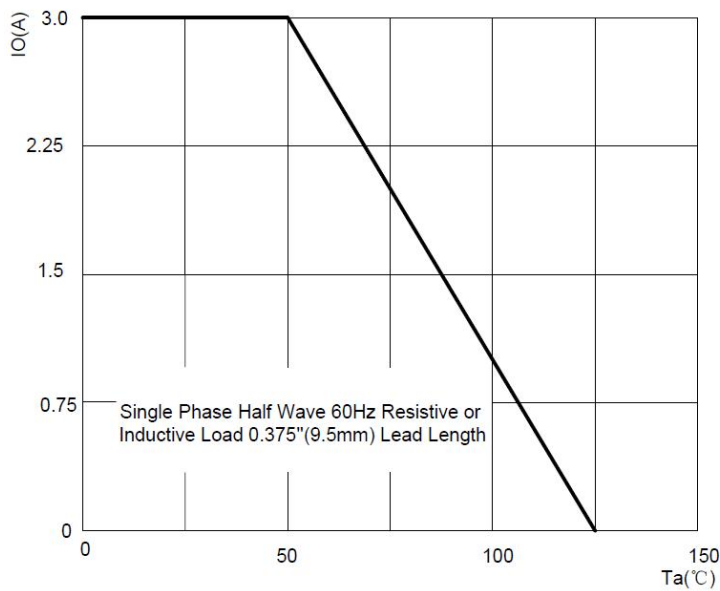


FIG.2: MAXIMUM NON-REPETITIVE FORWARD SURGE CURRENT

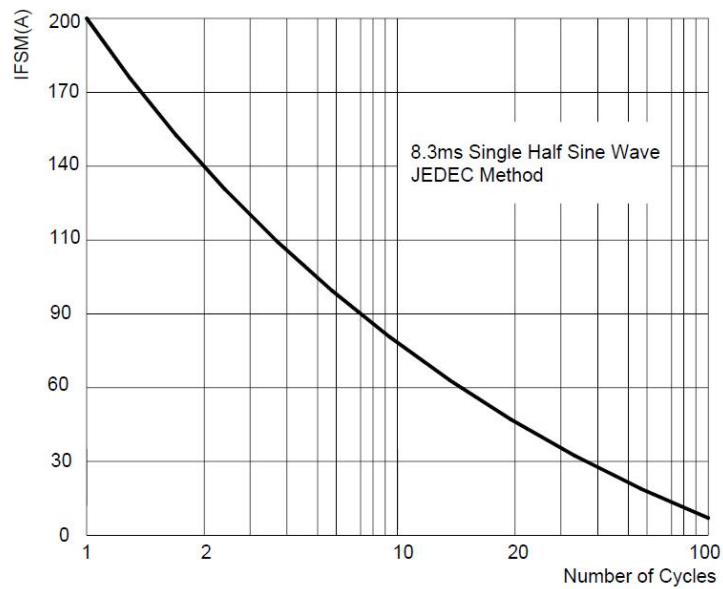


FIG.3: TYPICAL FORWARD CHARACTERISTICS

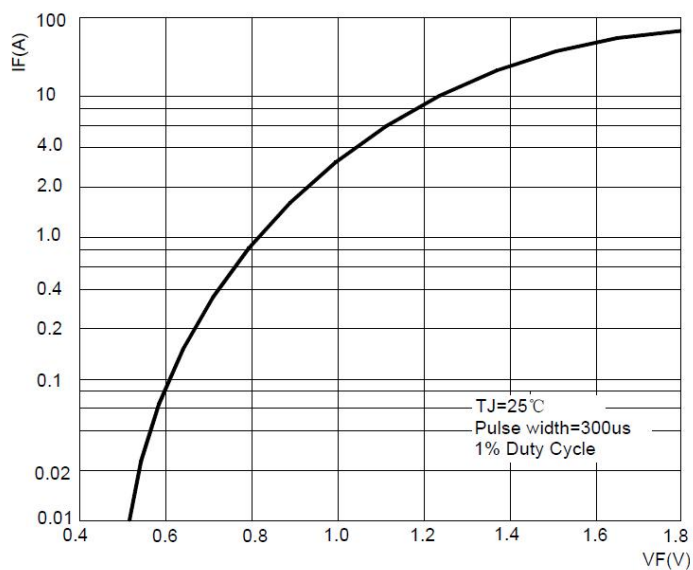
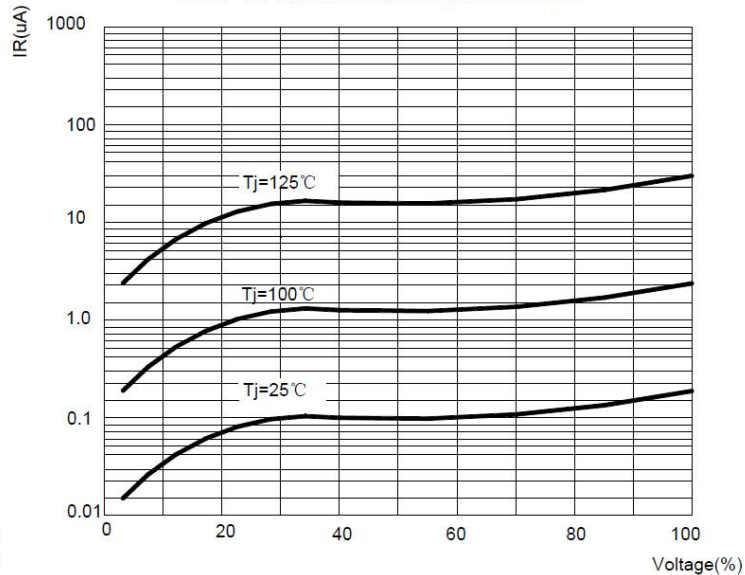


FIG.4: TYPICAL REVERSE CHARACTERISTICS



NOTICE

Cloudchild reserve the right to make modifications, enhancements, improvements, corrections or other changes without further notice to any product herein. Cloudchild does not assume any liability arising out of the application or use of any product described herein.

ChongQing Cloudchild Technology Co., Ltd. (short for Cloudchild) exerts the greatest possible effort to ensure high quality and reliability. Nevertheless, semiconductor devices in general can malfunction or fail due to their inherent electrical sensitivity and vulnerability to physical stress. It is the responsibility of the buyer, when utilizing Cloudchild products, to comply with the standards of safety in making a safe design for the entire system, including redundancy, fire-prevention measures, and malfunction prevention, to prevent any accidents, fires, or community damage that may ensue. In developing your designs, please ensure that Cloudchild products are used within specified operating ranges as set forth in the most recent Cloudchild products specifications.

Date of change	Rev #	revise content
2023/09/01	A/0	/